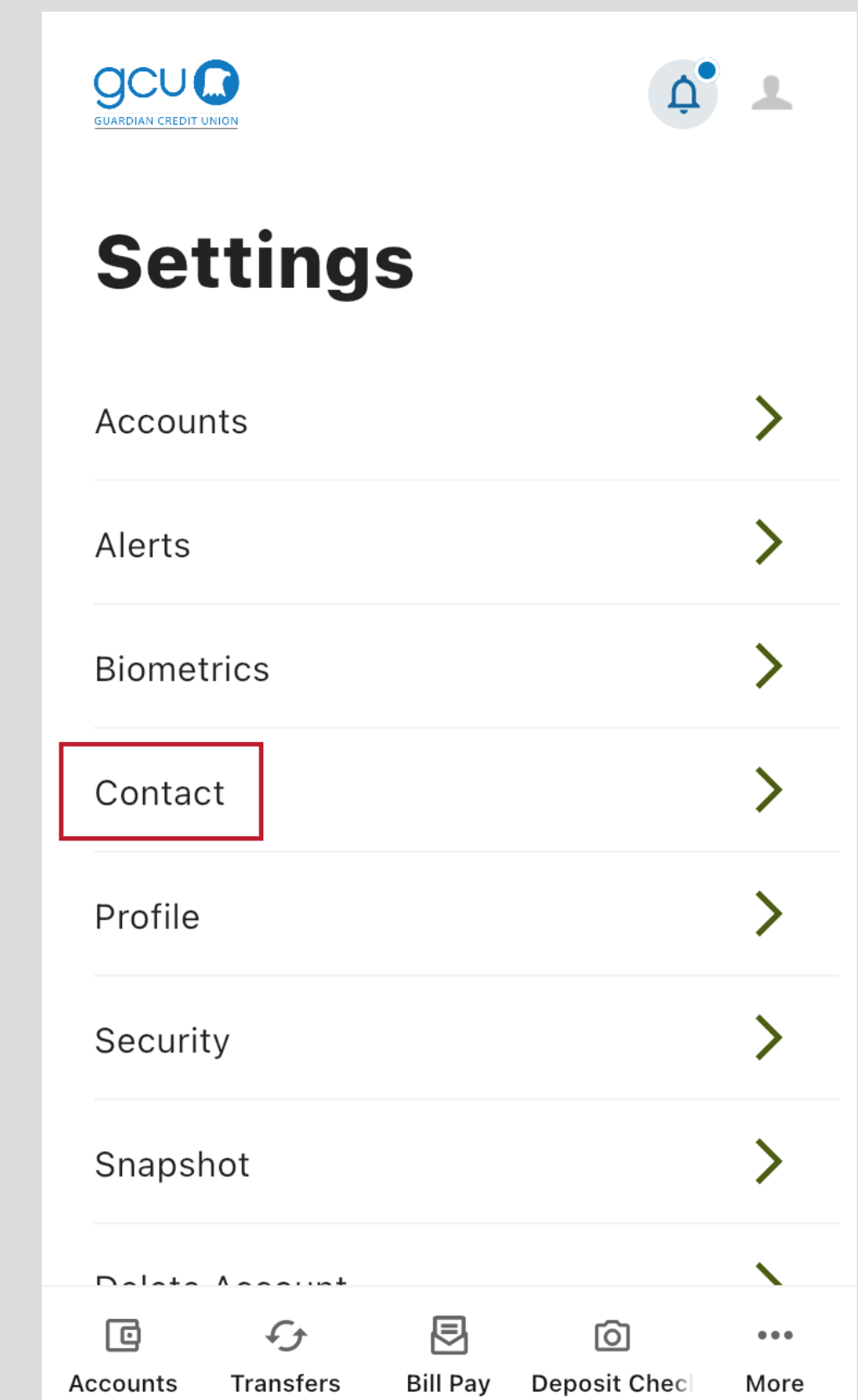
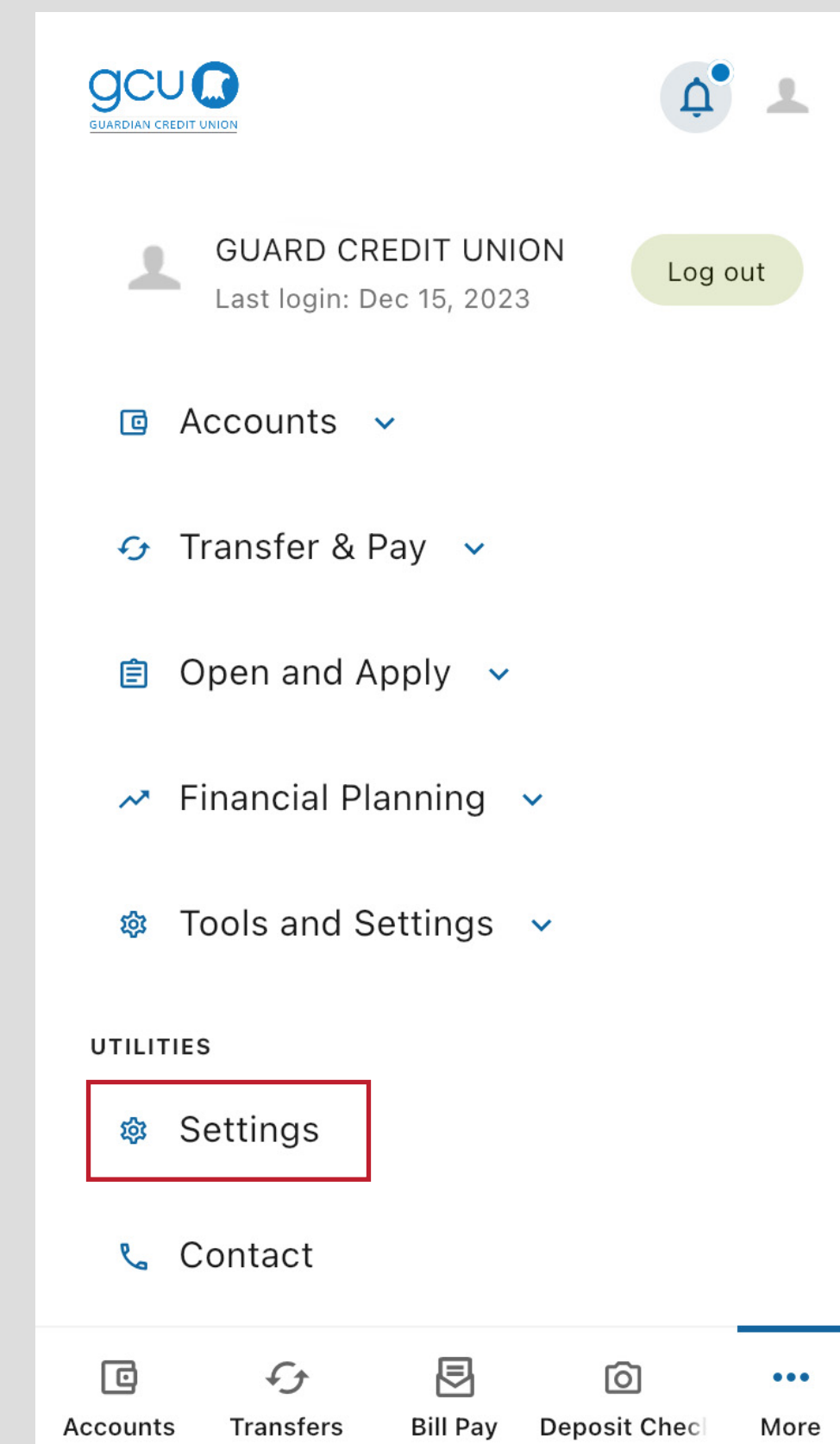
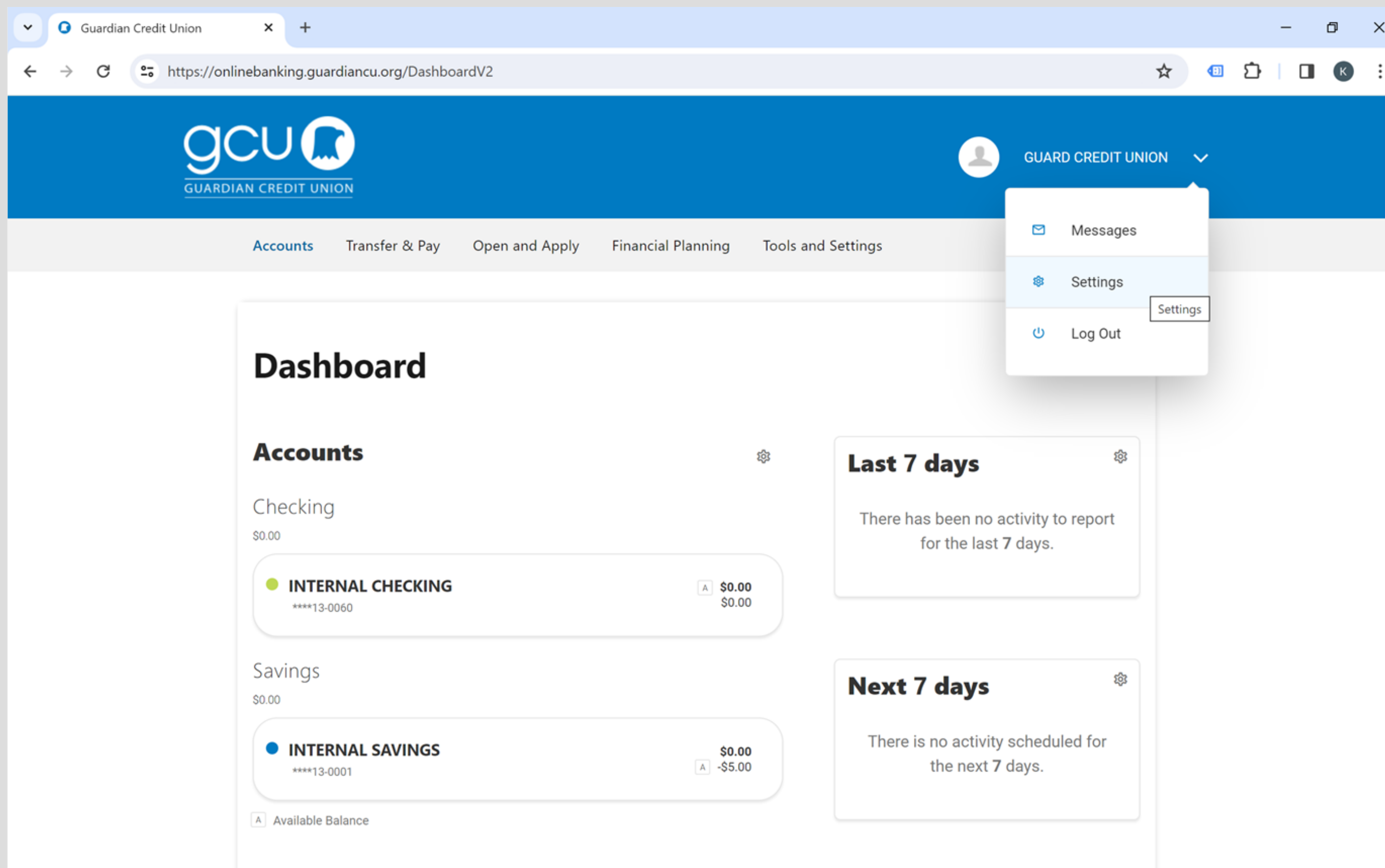


# Debit Card Online Card Management

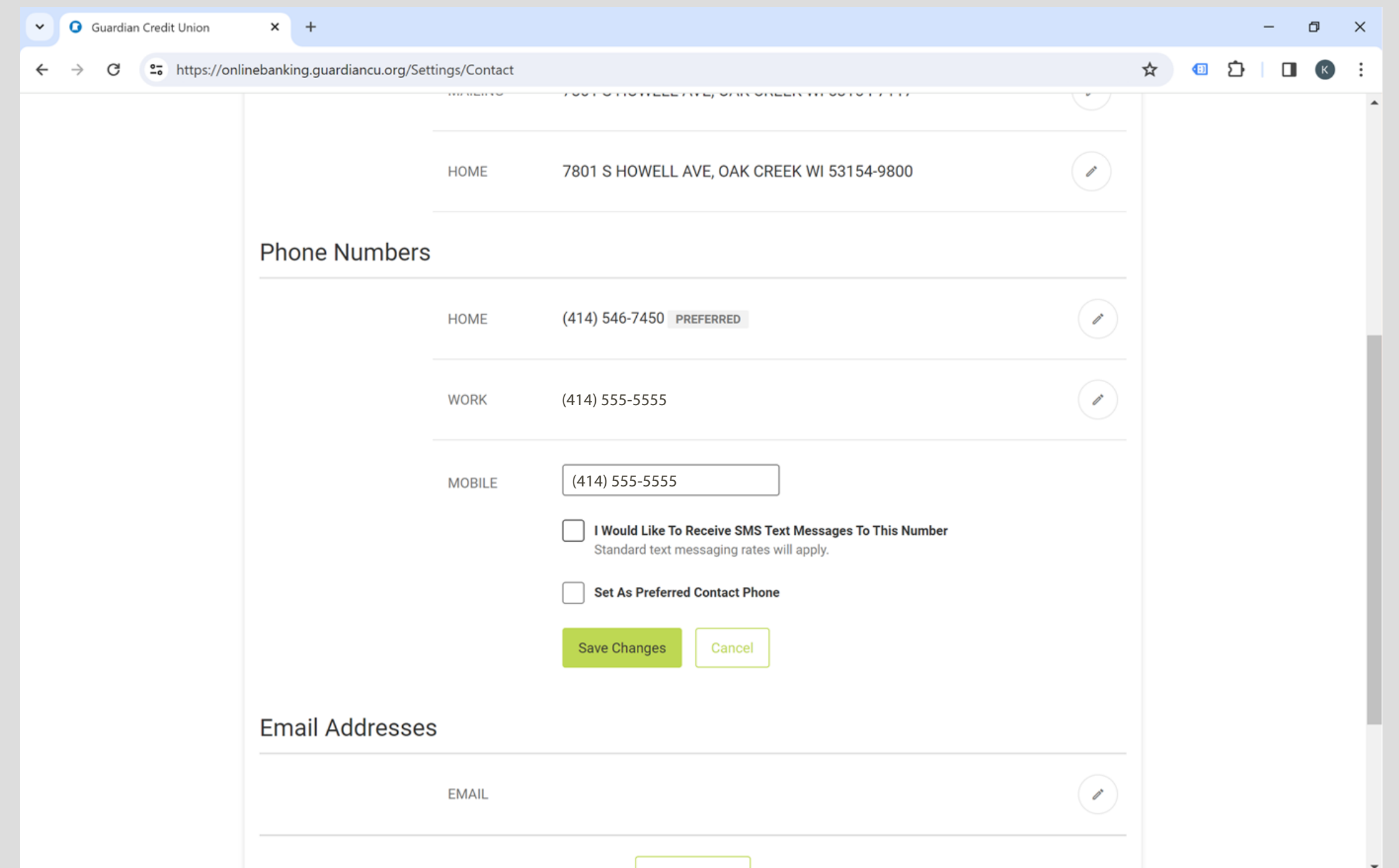
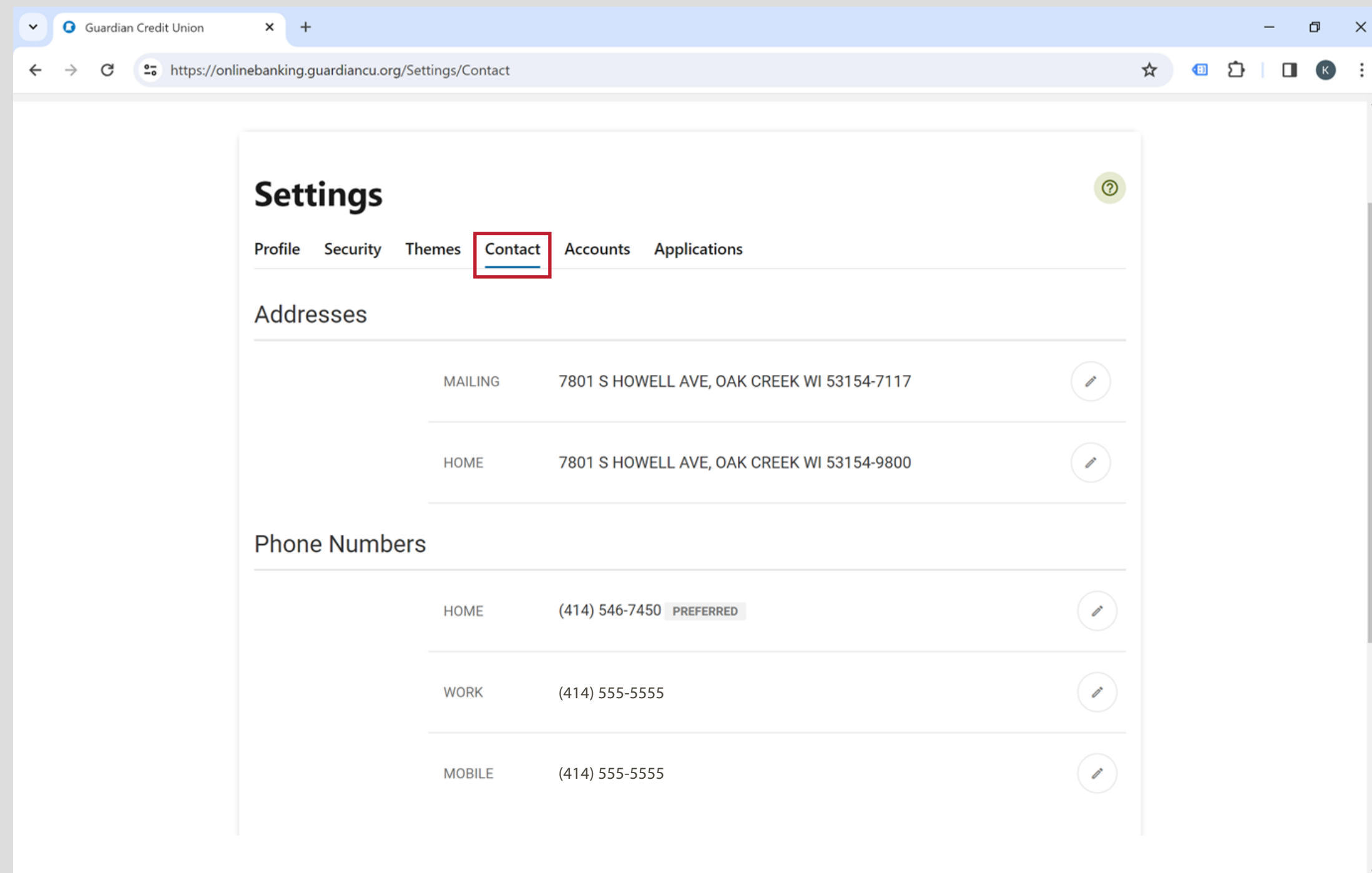
# Important Note

To receive text message notifications associated with your card controls, you will first need to ensure that SMS text messages are enabled for the phone number. This can be done in online banking or through the Guardian mobile app. Visit “Settings” and access the “Contact” tab.



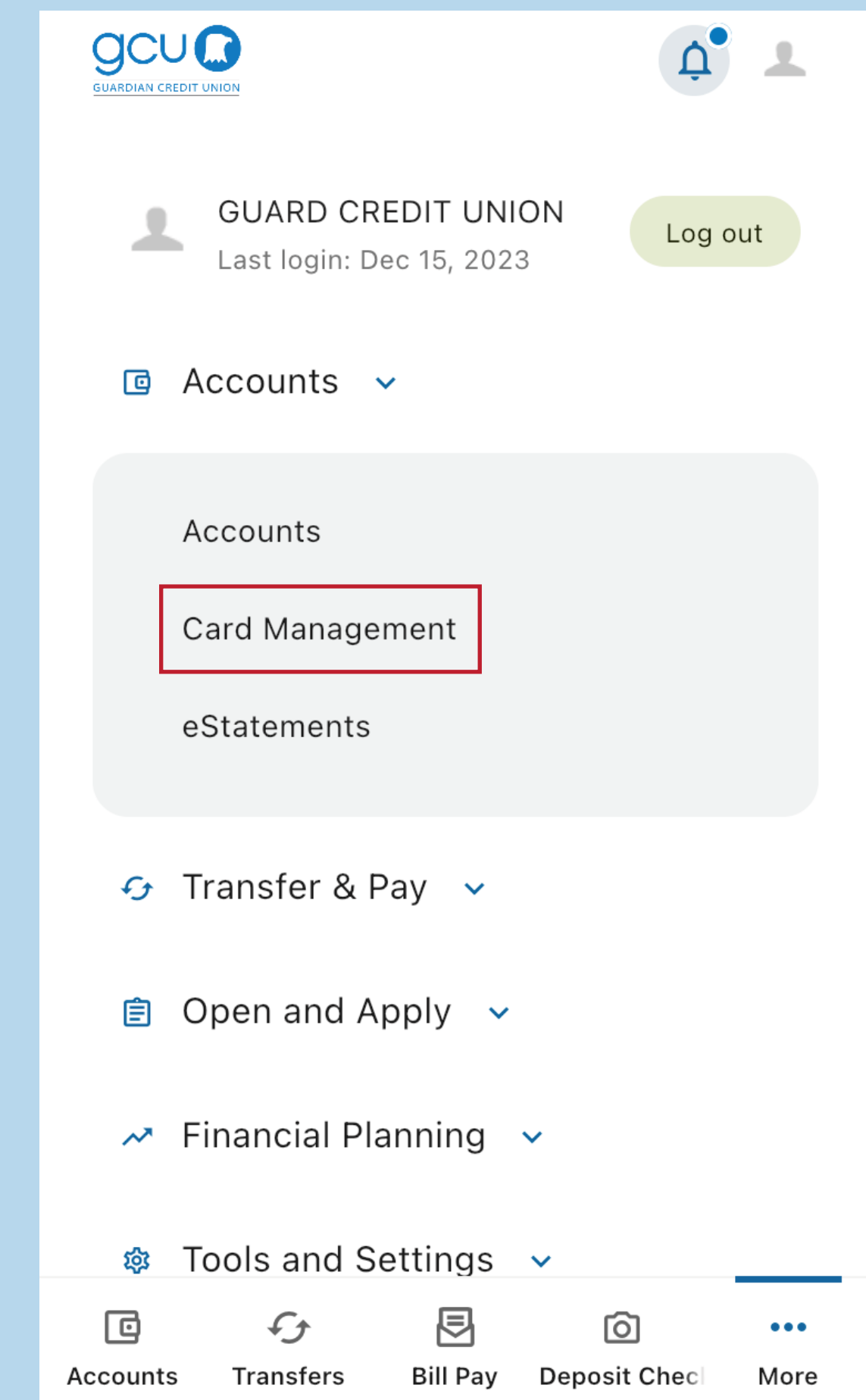
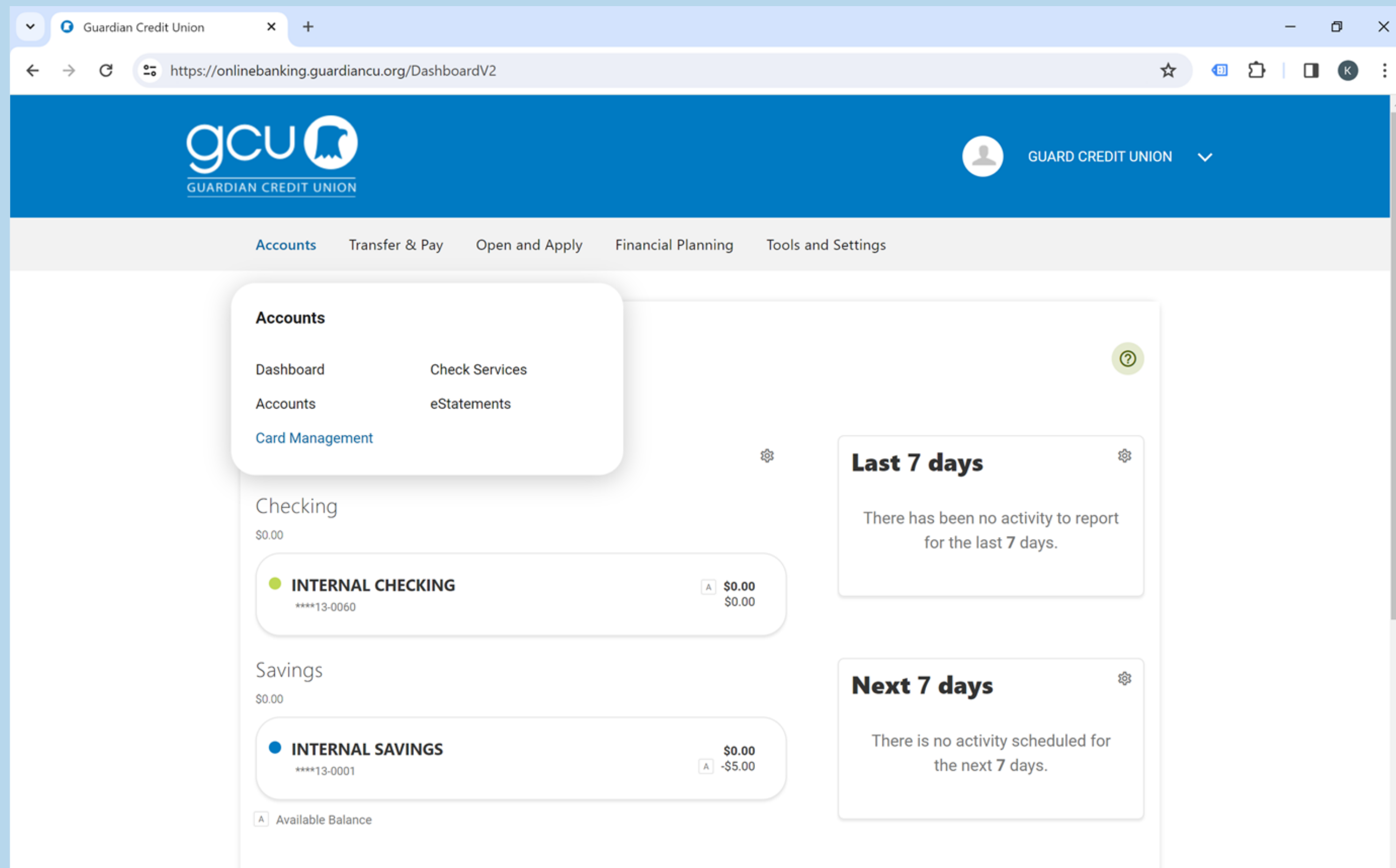
# Important Note: Continued

Select the mobile number for which text messages should be enabled. Check the “I would like to receive SMS text messages to this number” box and click the “Save Changes” button.


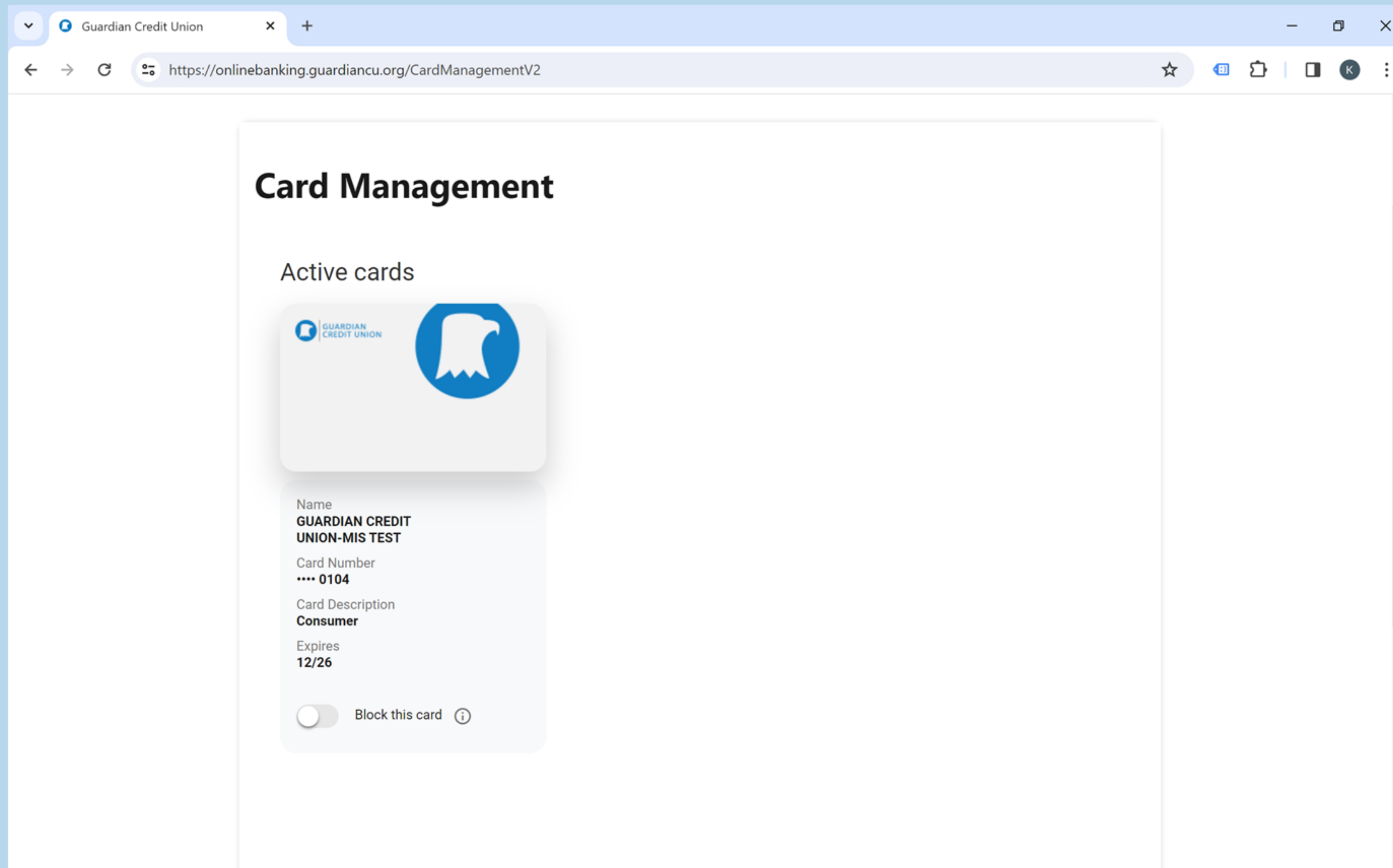


# Accessing Card Functions

Login to online banking site or mobile banking app. Proceed to “Card Management” under the “Accounts” navigation (in the mobile app, this is found in the “More” area).

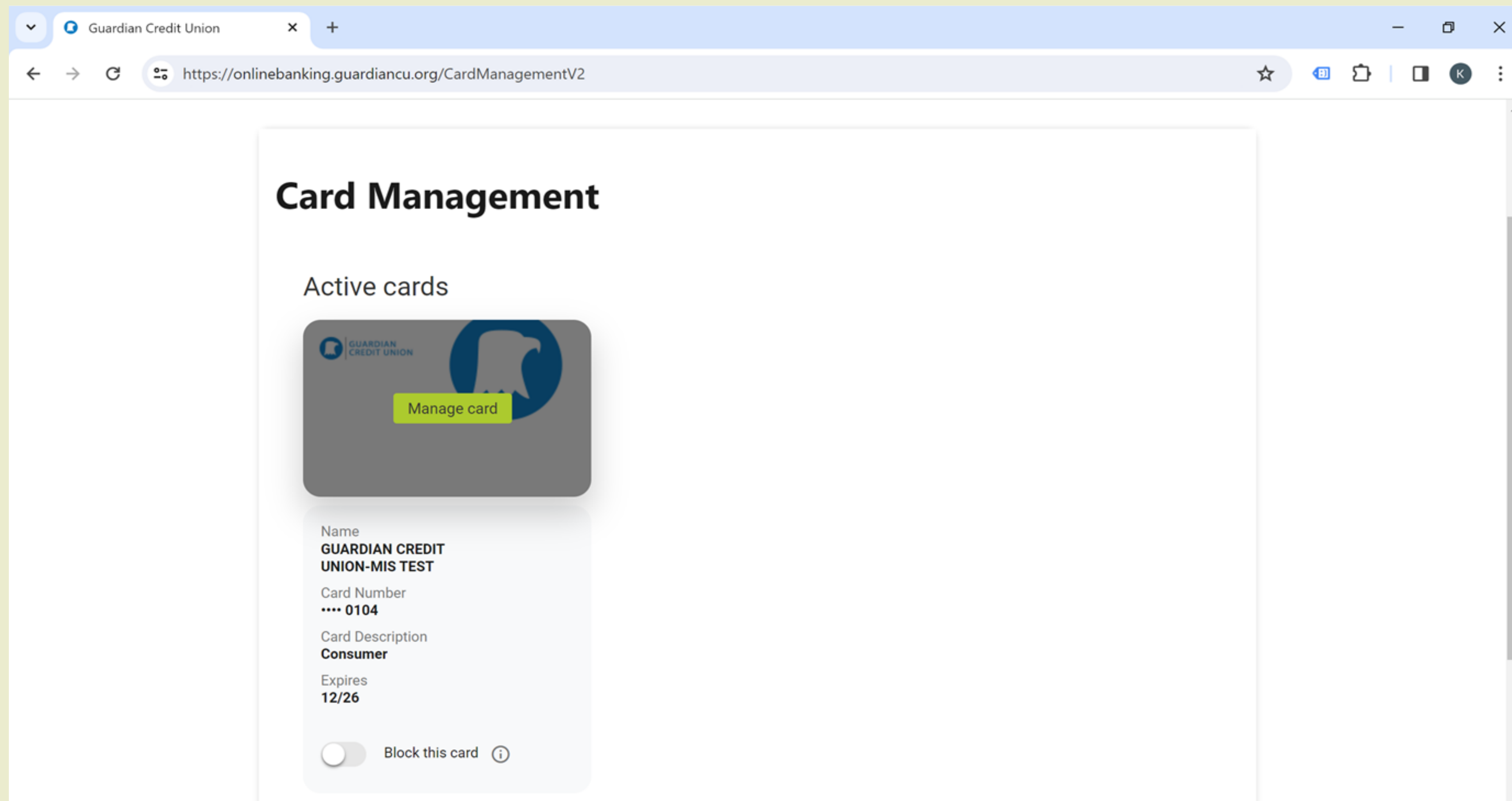


On the card management screen, you will see all active cards. In the mobile app, you will scroll through the active cards.

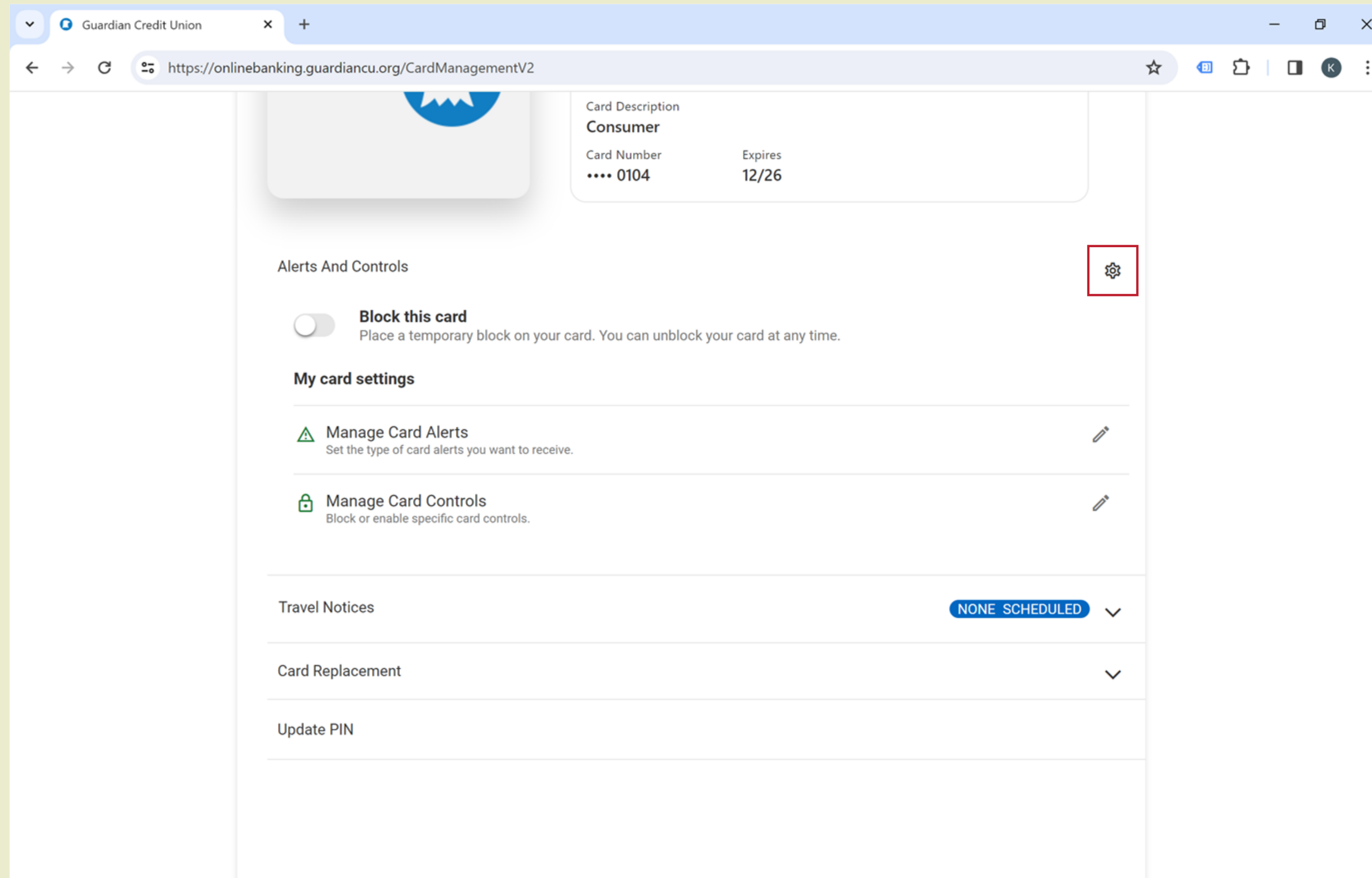


# Managing Card Functions

Under each card, you will have the option to block the card. You can easily block and unblock the card at any time. Other card controls appear below the card blocking function in the mobile app and by clicking on each card through the online banking website.



On the desktop site, access alerts and controls by clicking on the gear button to the right of the “Alerts and Controls” wording.



# Travel Notices

Set travel notices (start and end dates and location of travel) to let us know of your plans. Doing so will help prevent potential card interruptions.

Guardian Credit Union

https://onlinebanking.guardiancu.org/CardManagementV2

Card Description  
**Consumer**

Card Number  
\*\*\*\* 0104

Expires  
12/26

Alerts And Controls

Travel Notices **NONE SCHEDULED**

**Add New Travel Notice**  
While traveling, provide us with your plans to prevent potential card interruptions

Start Date: 12/22/2023

End Date: 12/31/2023

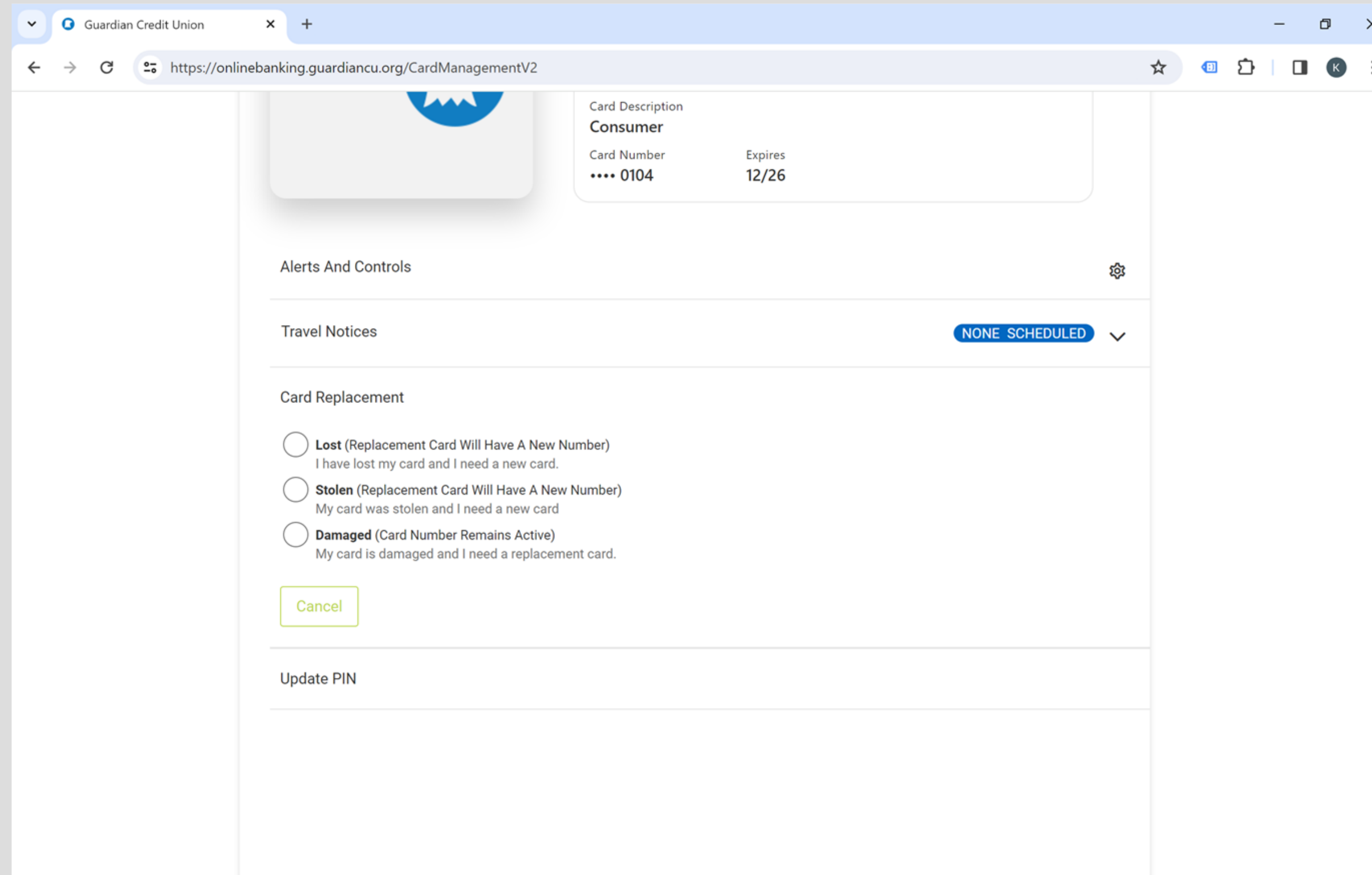
Destination: Select (Dropdown menu with options: Domestic, International)

Card Replacement

Update PIN

# Card Replacement

Order card replacements for lost, stolen or damaged cards.



The screenshot shows a web browser window with the URL <https://onlinebanking.guardiancu.org/CardManagementV2>. The page displays card management options for a "Consumer" card. The card details include a card number ending in "0104" and an expiration date of "12/26". Below the card details, there are sections for "Alerts And Controls" (with a settings icon), "Travel Notices" (showing "NONE SCHEDULED" with a dropdown arrow), and "Card Replacement". The "Card Replacement" section has three radio button options: "Lost (Replacement Card Will Have A New Number) I have lost my card and I need a new card.", "Stolen (Replacement Card Will Have A New Number) My card was stolen and I need a new card", and "Damaged (Card Number Remains Active) My card is damaged and I need a replacement card." A "Cancel" button is located below these options. At the bottom of the page, there is an "Update PIN" section.


Guardian Credit Union


https://onlinebanking.guardiancu.org/CardManagementV2

Card Description  
**Consumer**

Card Number  
\*\*\*\* 0104

Expires  
12/26

Alerts And Controls 

Travel Notices **NONE SCHEDULED** 

Card Replacement

**Lost** (Replacement Card Will Have A New Number)  
I have lost my card and I need a new card.

**Stolen** (Replacement Card Will Have A New Number)  
My card was stolen and I need a new card

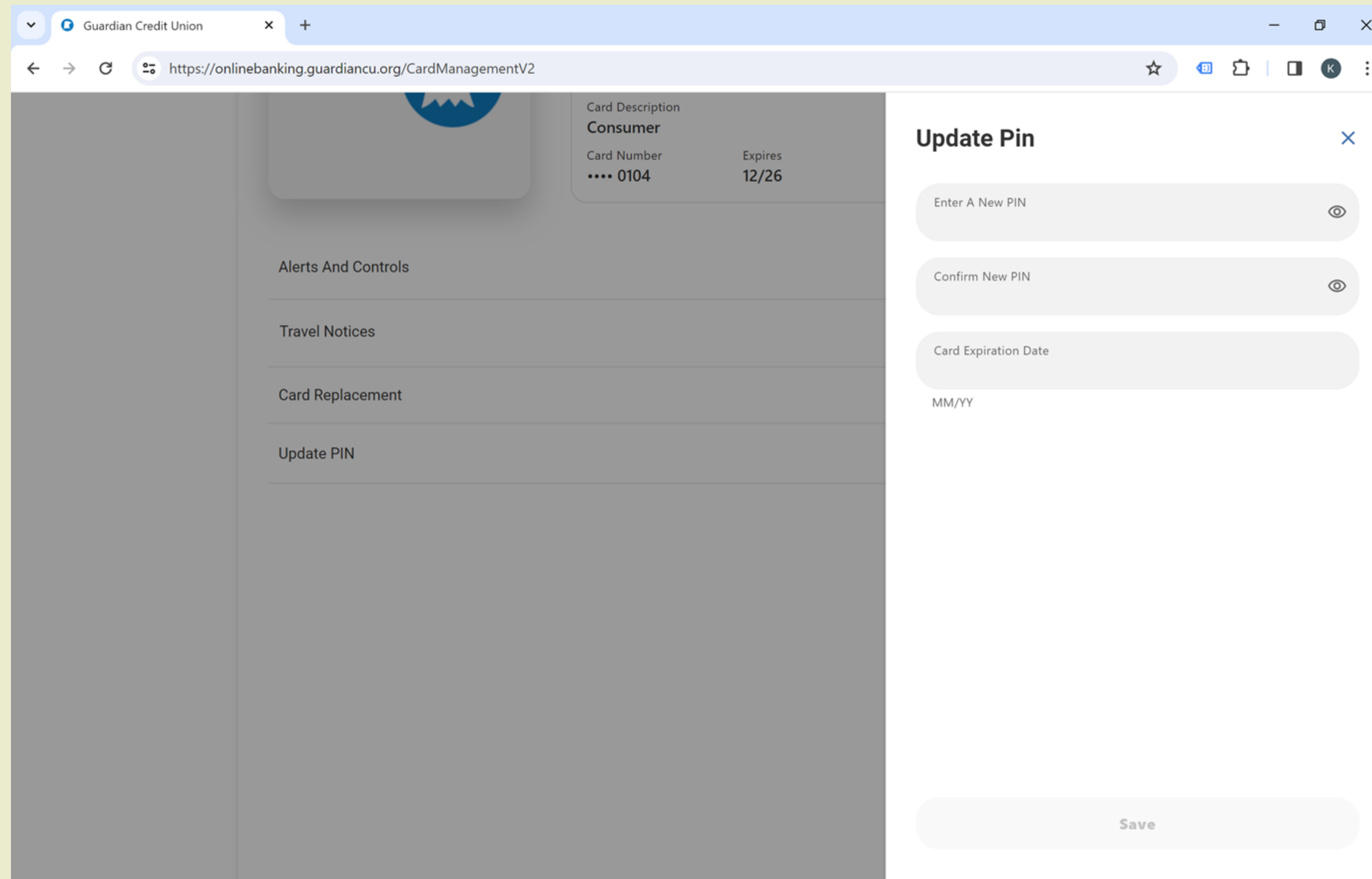
**Damaged** (Card Number Remains Active)  
My card is damaged and I need a replacement card.

[Cancel](#)

Update PIN

# Update PIN

Update the PIN associated with your debit card.



The screenshot shows a web browser window with the Guardian Credit Union logo and the URL <https://onlinebanking.guardiancu.org/CardManagementV2>. The main content area is a card management interface. On the right, a modal window titled "Update Pin" is open, showing the following fields:

- Enter A New PIN (with an eye icon for visibility control)
- Confirm New PIN (with an eye icon for visibility control)
- Card Expiration Date (with a placeholder "MM/YY")
- Save button

The background interface shows a card description for a "Consumer" card with a card number ending in "0104" and an expiration date of "12/26". A sidebar on the left contains navigation links for "Alerts And Controls", "Travel Notices", "Card Replacement", and "Update PIN".

# Alerts

## Set alerts for:

- All transactions
- Location-based usage – in-store purchases made at merchants outside of defined locations.
- Transaction limits – when a transaction exceeds a set limit or when per-month transactions exceed a set monthly limit.
- Transaction types – receive notification of specific types of transactions (in-store, online, mail/ phone order, ATM, etc.)
- Merchant types – be alerted to transactions with specific merchant types (entertainment, gas stations, groceries, travel, age-restricted, etc.)

**Continues  
On The Next Page**

# Alerts: Continued

The screenshot shows a web browser window with the address bar displaying `https://onlinebanking.guardiancu.org/CardManagementV2`. The browser tab is labeled "Guardian Credit Union". The page content is divided into a dark sidebar on the left and a main content area on the right.

**Card Information:**

- Card Description: Consumer
- Card Number: \*\*\*\* 0104
- Expires: 12/26

**Alerts And Controls:**

- Block this card**  
Place a temporary block on your card. You can unblock your card at any time.

**My card settings:**

- Manage Card Alerts**  
Set the type of card alerts you want to receive.
- Manage Card Controls**  
Block or enable specific card controls.

**Travel Notices**

**Card Replacement**

**Update PIN**

**Manage Card Alerts**

**Alerts for all transactions**   
Set the toggle on to send an alert every time your card is used.

**Locations**  
Set the alerts for your card so that you can receive alerts based on where transactions are authorized.

**My Regions** Off >  
Receive alerts for in-store transactions if merchant location is outside of defined regions.

**International**   
Alert me every time this card makes an international transaction.

**Transaction Limits**  
Set alerts to send whenever the transaction amount exceeds the limits you've set.

**Per Transaction**   
Alert me when a transaction exceeds the set limit.

**Per Month**   
Alert me when a transaction exceeds the monthly set limit.

# Card Controls

## Deny transactions based on:

- Location – in-store purchases made at merchants outside of defined locations.
- Transaction limits – when a transaction exceeds a set limit or when per-month transactions exceed a set monthly limit.
- Transaction types – specific types of transactions (in-store, online, mail/phone order, ATM, etc.)
- Merchant types – transactions with specific merchant types (entertainment, gas stations, groceries, travel, age-restricted, etc.)

**Continues  
On The Next Page**

# Card Controls: Continued

The screenshot displays the Guardian Credit Union online banking interface. The browser address bar shows the URL <https://onlinebanking.guardiancu.org/CardManagementV2>. The page is titled "Manage Card Controls" and features a sidebar with navigation options: Alerts And Controls, My card settings, Travel Notices, Card Replacement, and Update PIN. The main content area shows details for a "Consumer" card ending in 0104, with an expiration date of 12/26. The "Manage Card Controls" section includes several settings:

- Block this card:** A toggle switch is currently turned off. Description: "Place a temporary block on your card. You can unblock your card at any time."
- Manage Card Alerts:** A link to "Set the type of card alerts you want to receive."
- Manage Card Controls:** A link to "Block or enable specific card controls."
- Locations:** A section for setting controls for device location to block in-store or international transactions.
- My Regions:** A toggle switch is currently turned off. Description: "Deny in-store transactions if merchant location is outside of defined regions."
- International:** A toggle switch is currently turned on. Description: "Deny the transaction if it originates from an international location."
- Transaction Limits:** A section for setting transaction limits to deny a transaction when the amount exceeds the limits you've set.
  - Per Transaction:** A toggle switch is currently turned off. Description: "Deny transactions exceeding the set limit."
  - Per Month:** A toggle switch is currently turned off. Description: "Deny transactions exceeding the monthly set limit."
- Transaction Types:** A section for setting transaction types that you want to block. Description: "Deny transactions for the..."